



# Institutional Report

Total Response Count  
**14,649**

### Survey Responses by Campus

Campus	Count	Percent
Kamloops	14,346	98%
Williams Lake	303	2%

### Survey Responses by Division

Division	Count	Percent
Bob Gaglardi School of Business and Economics	3,026	21%
Faculty of Adventure, Culinary Arts and Tourism	447	3%
Faculty of Arts	3,050	21%
Faculty of Education and Social Work	1,454	10%
Faculty of Law	759	5%
Faculty of Science	4,355	30%
Faculty of Student Development	63	0%
School of Nursing	1,146	8%
School of Trades and Technology	349	2%

### Survey Responses by Department

Department	Count	Percent
Accounting and Finance	768	5%
Adventure Studies	80	1%
Agricultural Related	491	3%
Allied Health	482	3%
Architectural and Engineering Technology	108	1%
Biological Sciences	842	6%
Career and Experiential Learning	50	0%
Computing Science	378	3%
Construction Trades	198	1%
Counselling Acad Sup and Assess	13	0%
Culinary Arts and Retail Meat	5	0%
Economics	702	5%
Education	784	5%
Engineering and Applied Science	132	1%
English and Modern Languages	737	5%
English Language Learning and Teaching	148	1%
Geography and Environmental Studies	139	1%
Health Care Assistant	208	1%
Human Enterprise and Innovation	661	5%
Journalism, Comm and New Media	566	4%
Law	759	5%
Management, Intl Bus, Info, Supply Chain	429	3%
Marketing	466	3%
Mathematics and Statistics	635	4%
Mechanical and Welding Trades	151	1%
Natural Resource Sciences	469	3%
Nursing	938	6%
Philosophy, History and Politics	443	3%
Physical Sciences	818	6%
Psychology	480	3%
Social Work and Human Service	303	2%
Sociology and Anthropology	464	3%
Tourism Management	362	2%
University and Employment Prep	219	1%
Visual and Performing Arts	221	2%

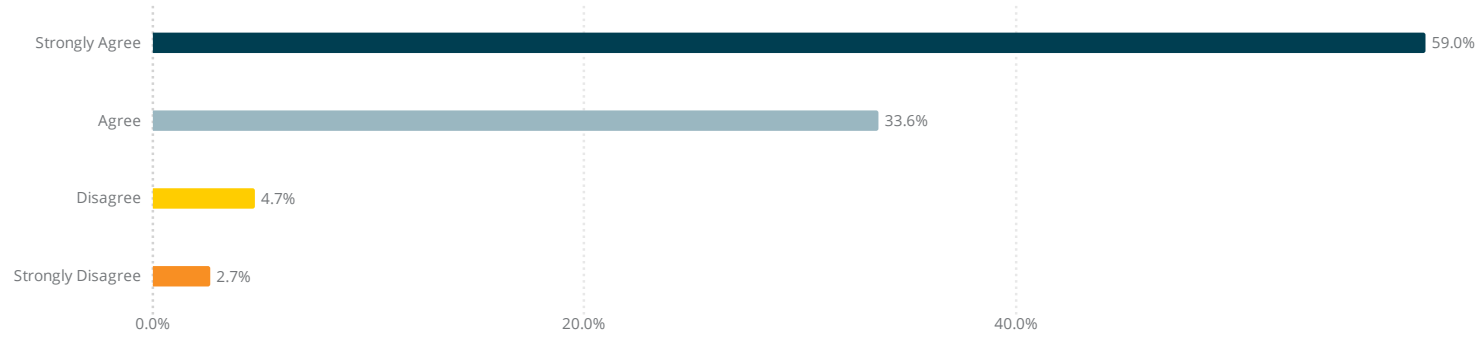
### Survey Responses by Course Level

Course Level	Count	Percent
1000	4,586	31%
2000	3,901	27%
3000	3,525	24%
4000	1,377	9%
5000	644	4%
6000	270	2%
Preparatory	346	2%

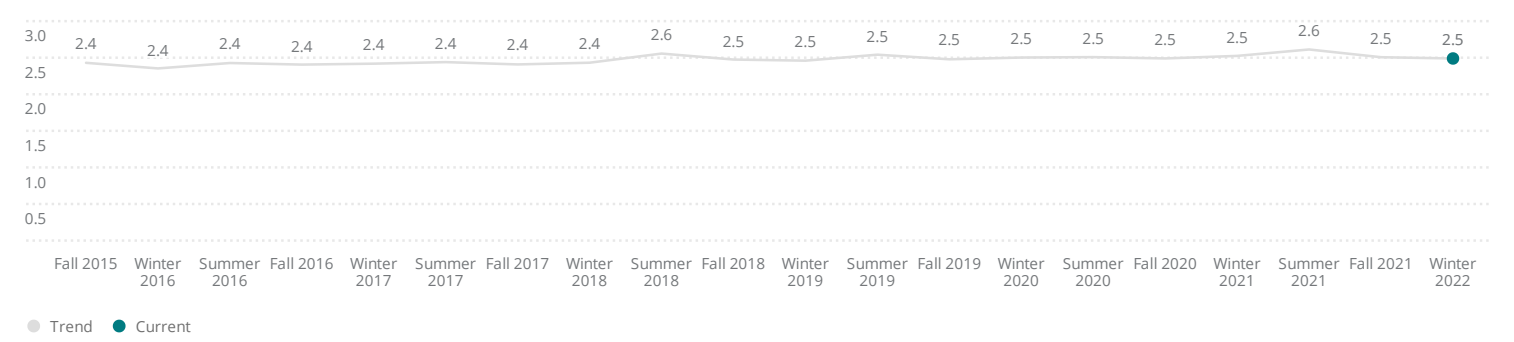
## Part A. Senate Questions

Administered to all courses.  
0 = Strongly Disagree, 1 = Disagree, 2 = Agree, 3 = Strongly Agree

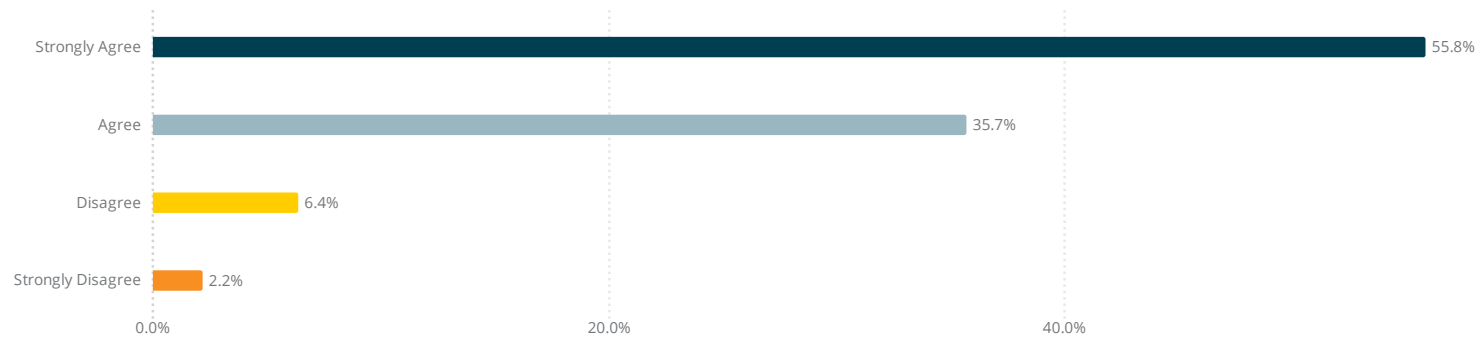
A1. The course was a valuable learning experience for me. 14,392



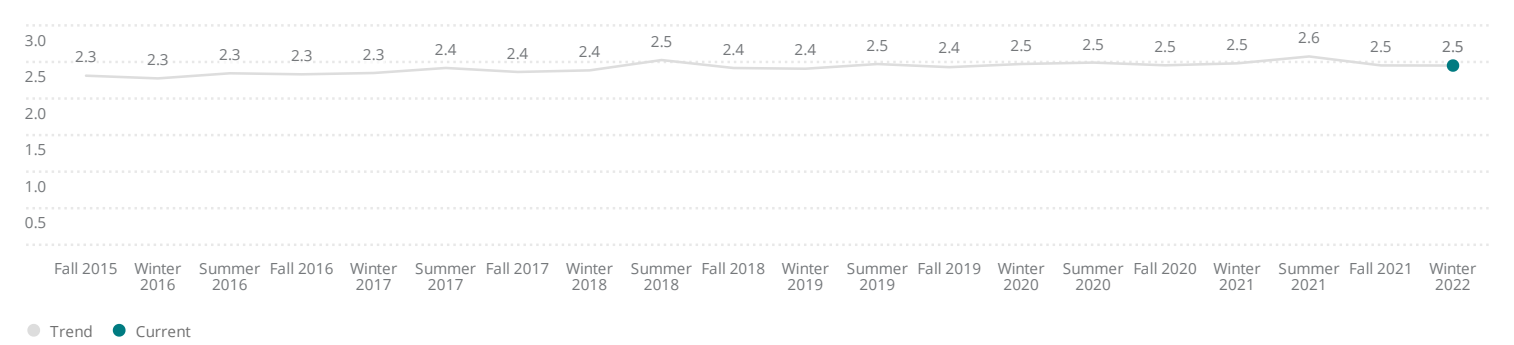
A1. Overall Score by Course Term



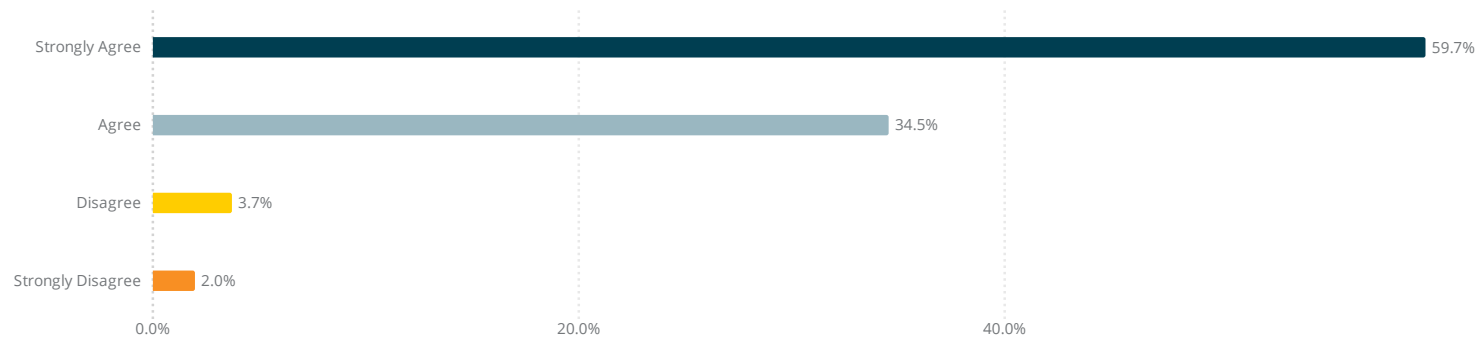
A2. The course challenged me to do my best work. 14,361



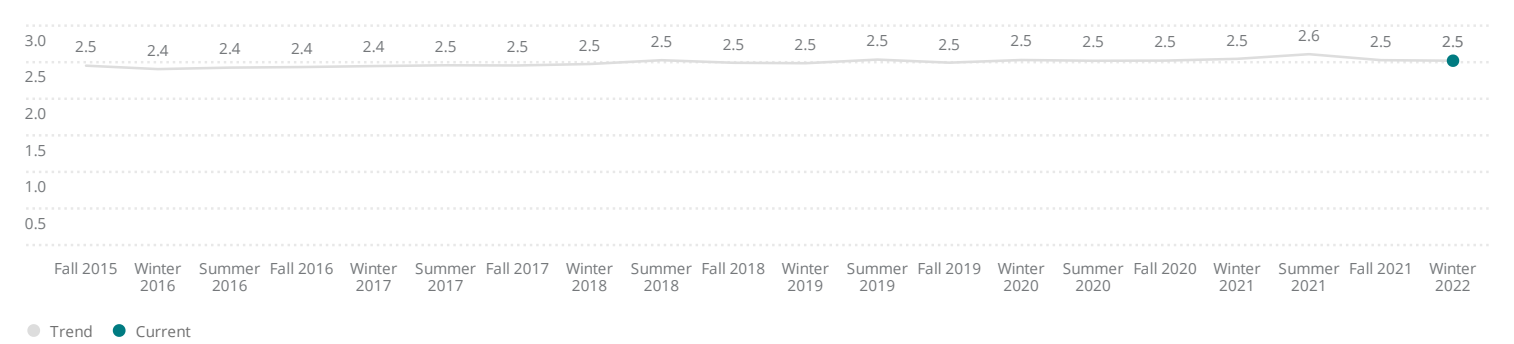
A2. Overall Score by Course Term



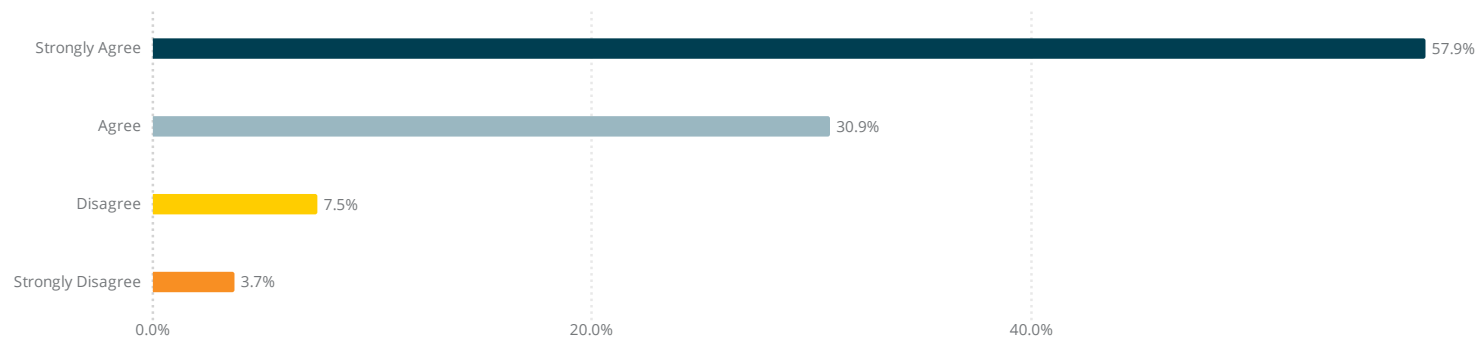
A3. I think the course content reflected the learning outcomes, as stated in the course outline. 14,346



A3. Overall Score by Course Term



A4. The course experience increased my appreciation for the subject matter. 14,363



A4. Overall Score by Course Term

